

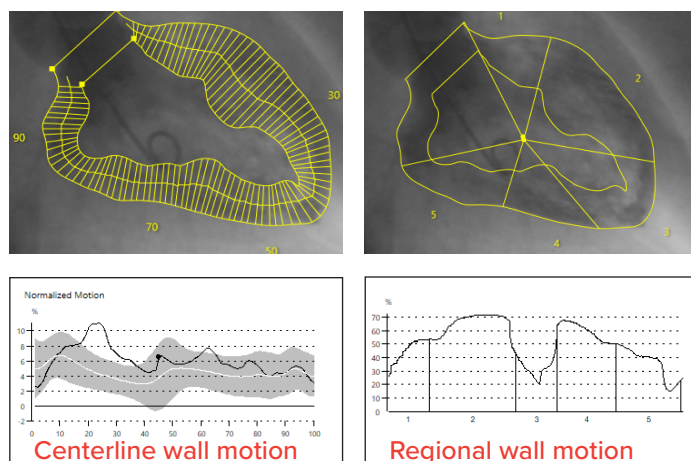
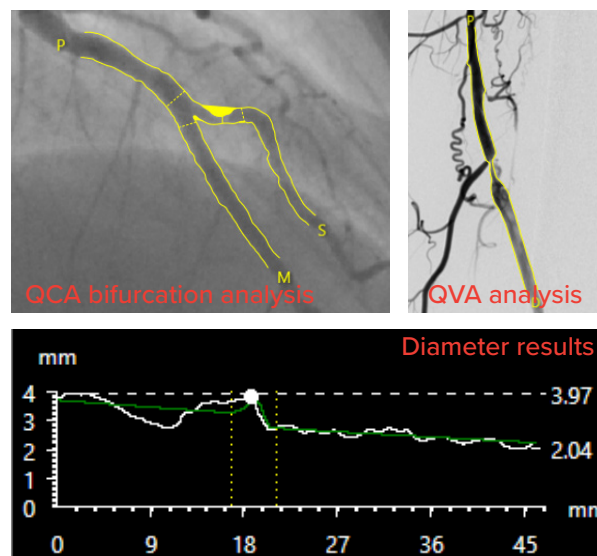
# Caas Workstation

*The complete package for PCI procedure assessment*

## Quantitative Coronary Analysis (QCA)

Assessment of coronary artery dimensions and quantification of stenosis for single and bifurcated vessels. QCA assist in the selection of the optimal balloon or stent size during Percutaneous Coronary Intervention (PCI).

- Can be extended to QCA3D
- Also available for peripheral vessels:  
**Quantitative Vascular Analysis (QVA)**



## Left & Right Ventricular analysis

Measurement of ventricular volumes, ejection fraction, stroke volume, cardiac output and wall motion.

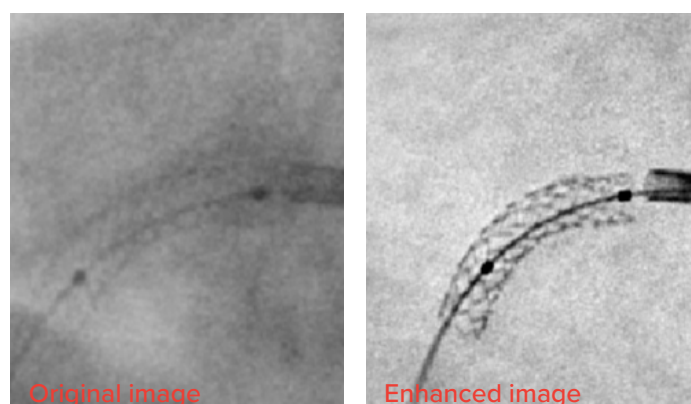
**LVA** Multiple wall motion analyses

**RVA** Seven models for the calculation of the ventricular volume

## StentEnhancer

Enhanced stent visualization for:

- Quick assessment of the expansion of the stent.
- Verification of correct stent placement.
- Assessment of stent-in-stent placement.



Scan QR code for more information or free trial license.

PIE  
MEDICAL  
IMAGING

# Caas Workstation

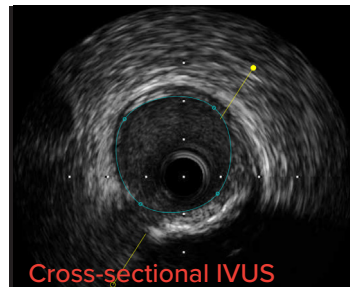
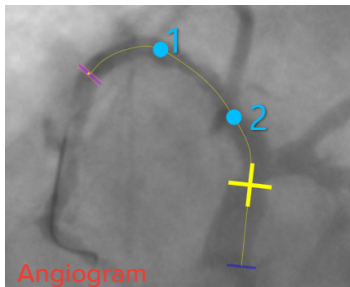
## vFFR

Angio-based functional lesion assessment to calculate the pressure drop in coronary vessels.

- No pressure wire and adenosine needed
- Provides functional and anatomical results
- Provides the residual pressure drop
- Fast, easy to use and robust tool
- X-ray system independent
- Only 2 angiograms needed

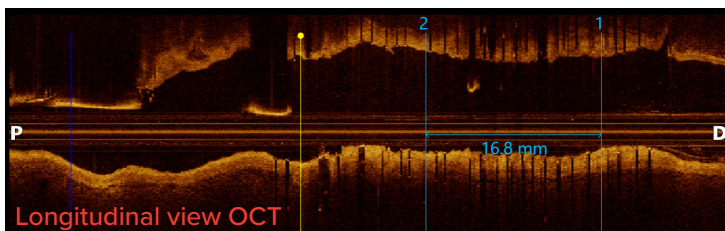


CAAS vFFR has a high linear correlation to invasively measured FFR, a high diagnostic accuracy to detect lesions with an FFR  $\leq 0.80$  and a low interobserver variability.



## IV-LINQ

Real time co-registration between angiography and IVUS/OCT to obtain a detailed view of the lesion and its exact location in the coronary tree.



- Vendor independent.
- Bookmarks indicated on IVUS/OCT pullbacks are visualized on the angiogram.
- Diameter and area measurements on IVUS/OCT.

### Pie Medical Imaging stands for:

- Having the best understanding of clinical workflows
- Being a knowledge partner where our customers can build on
- Fast and intuitive software solutions

### Quality Assurance:

Pie Medical Imaging develops, produces and sells products in accordance with international accepted standards. CAAS Workstation is FDA 510(k) cleared and CE marked (MDD compliant).

